

DIVINE EDUCATION CENTRE



LITERACY 1 A (SCII)
LESSON NOTES TERM ONE 2025
0784540287/0751565742

PRIMARY ONE

WEEK TWO

THEME TWO

OUR HOME

Lesson 1

New words

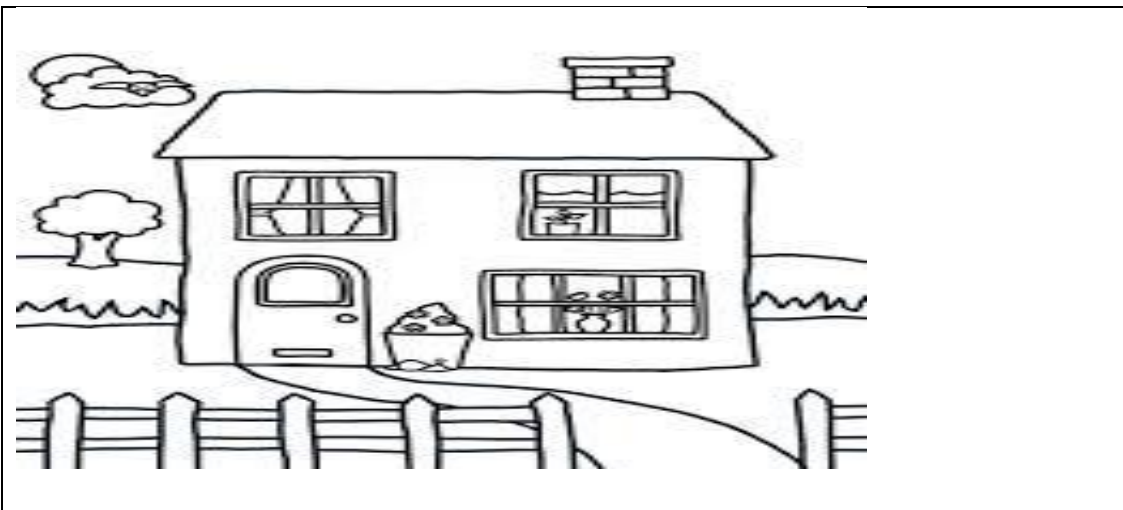
place

where

people

live

A home is a place where people or animals live or stay.




People in our home

father

children

mother



Activity

Singing a song "I have a nice family....."

Exercise

1.Name these people we find at home.

2.What do we call a place where people or animals live?

REF:

MK Standard SST. bk.21page1

Monitor SST.bk.1 page 1

MK Junior Literacy bk1 page 11

Sharing our world bk.1page 1

LESSON 2 AND 3

NEW WORDS

group

blood

related

marriage

A family

A family is a group of people related by blood or marriage.

A nuclear family is a family with father, mother, and their own children.

Roles of family members

Father	pays school fees buys food provides shelter protects the family buys clothes for the family
--------	---------------------------------------------------------------------------------------------------------

mother	cares for the family cooks food takes children to school breast feeds the baby
children	fetching water collecting firewood grinding pounding milking sweeping

Activity





Role playing roles of family members.

Sticking pictures of different roles.

Exercise

Why is a father useful in a home?

Name these roles of people at home.

REF:

MK Junior Literacy bk. 1 pg 13-14

Monitor SST. bk. 1pg 10-12

LESSON 4

NEW WORDS

rack

transport

granary

kitchen

Things found in a home and their uses

Houses-for sleeping in.

Kitchen- for cooking from.

toilet- for defecating and urinating in.

Animals-

Some animals are used for transport.

Some animals protect us.

Some animals give us company.

Birds- some birds give us eggs.

Plants-some plants give us food.

Rack-for hanging on clean utensils.

Granary-for storing harvested food crops.

Mortar and Pestle-for pounding.

Activity

Observing things found in a home from MK Junior Literacy bk.1 pg15

Exercise

1.Why is a house important to people?

2.How are these items important at home?

granary -----

rack -----

LESSON 5

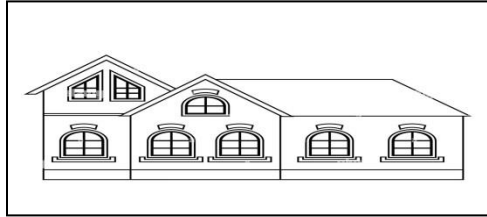
NEW WORDS

house window building wall

Parts of a house

What is a house?

A house is a building where people live.



roof wall
window ventilator
verandah door

Activity

Sticking a picture of a house

Exercise

Name the parts of a house.

REF:

MK Standard SST. bk.1pg 8

Monitor SST.bk.1 page 11

WEEK 3

LESSON 6

NEW WORDS

bedroom bathing

dining toilet

Rooms found in a house and their uses

sitting room - for sitting in and welcoming visitors.

Bedroom -for sleeping in.

dining - for eating from.

Toilet - for defecating in.

Kitchen - for cooking from.

Bathroom - for bathing from.

Store - for keeping our things.

reading room - for reading from.

Activity

Reading about rooms in a house from text books.

Exercise

1.Name any two rooms found in a good house.

2.In which room of a house do we do the following?

Bathing -----

Cooking -----


LESSON 7

NEW WORDS

carpet radio table flower

Things found in a sitting room

chair radio
table television
carpet cupboard
mat flowers



Activity

Observing things found in a sitting room from MK Junior Literacy bk.1

Exercise

Write down any three rooms found in a house

Draw and name any four things found in the sitting room.

LESSON 8

NEW WORDS

spoon knife saucepan charcoal

Things found in a kitchen and store


plates saucepans

cups forks

spoons charcoal

knives food

stove firewood



Activity

Sticking pictures of things found in the kitchen.

Colouring things found in the in the kitchen.

Exercise

Mention any two items found in a kitchen.

Why do we need these items in the kitchen?

Charcoal-----

Knife -----

LESSON 9 AND 10

new words

pillow

bedroom

mattress

blanket

Things found in a bedroom

bed

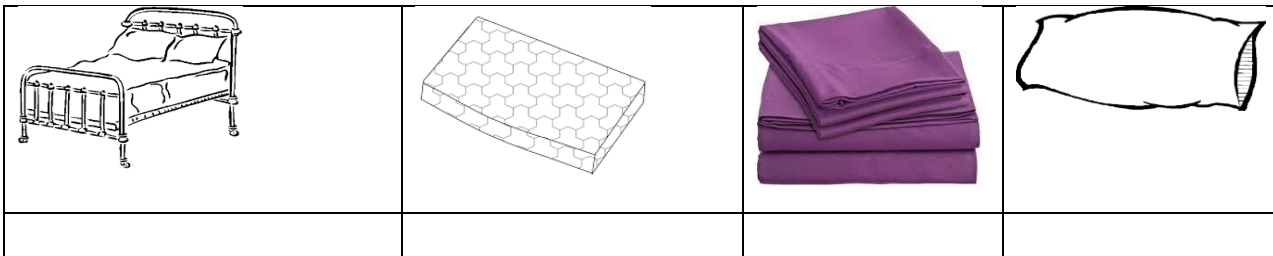
bed sheets

mattress

blanket

pillow

mosquito net



Things found in a bathroom

basin

water

soap

bath tab

sponge

towel

Sponge	towel	soap	basin

Activity

Sticking pictures of items found in a bathroom.

Observing things found in the bedroom from MK Junior Literacy bk.1

Exercise

Give any two problems people without a house may get.

WEEK 4

LESSON 11 AND 12

NEW WORDS

oxen

mutton

donkey

pork

Animals found in a home and their uses

Cows give us beef and milk.

Cats give us company.

Dogs guard our homes

Pigs give us pork.

Sheep give us mutton and wool

Camels give us milk and are used for transport.

Goats give us milk and meat.

Donkeys are used for transport.

Oxen are used for ploughing and for transport.




Birds found at home

turkeys

ducks

hens


cocks



--	--	--

Activity

Observing animals found at home from the text books.



Exercise

Give any two animals used for transport.

Why is a cow important at home?

Name any two domestic birds that give us eggs.

LESSON 13 AND 14

new words

maize

millet

sorghum

banana

Plants found in our home

maize

rice

cassava

sorghum

banana

sweet potatoes

millet

oranges

mangoes

pineapple

Uses of plants

They give us food.

They give us medicine.

They give us shade.

They give us oxygen.

They give us fire wood.

Activity

Nature walk around the school to see plants.

Exercise

Give any two uses of plants to people.

REF:

MK Junior Literacy bk. 1 pg 21

WEEK 5

LESSON ; 15

THEME; Human body and health

SUB –THEME; parts of the body

New words

nose thigh mouth navel

Parts of the body

head ears arm neck

elbow shoulders nose belly

Foot tongue navel toes

Fingers thigh mouth hair

ACTIVITY

-Sticking pictures of parts of the body.

-Singing songs

EXERCISE

1. Name and draw these parts of the body.

2. How many fingers do you have?

3. I have Hands.

REF; MK Integrated scibk 1 pg 1

LESSON;16

New words

Trunk limbs chest head

The main parts of the body

There are three main parts of the body

Head Trunk Limbs

Parts found on the head

Eyes ears nose hair cheek chin lips

Parts found on the trunk

Neck chest breast navel belly shoulders

Back

Parts found on the limbs

Elbow palm ankle nails toes thigh fingers

ACTIVITY

Singing a song “God thought of making man.....”

EXERCISE

Draw a human head and name the parts found on it.



REF;MK INTEGRATED PRIMARY SCI BK I PG 1,2,3.

LESSON;17

New words

Tasting ankle touching fingers

Uses of each part of the body

Eyes for seeing

Legs for walking /running /kicking.

Hands for touching/writing

Tongue for tasting

Nose for smelling

Skin for feeling

Teeth for chewing/grinding/biting.

Senses and sense organs

There are five sense organs namely;

Eyes nose ears skin tongue

Sense	organ	use
Seeing	eyes	to see
Hearing	ears	to hear
Tasting	tongue	to taste
Smeling	nose	to smell
Feeling	skin	to feel

ACTIVITY

Singing a song “oh be careful my eyes what you see....”

Practical lesson using the sense organs.

EXERCISE

1. Which sense organ s do we use to;

a.see....

b.hear.....

2. Match the senses to their organs correctly.

Eye	smelling
Ear	feeling
Nose	seeing
Tongue	hearing
Skin	tasting

REF; pentagram basic cre bk1 pg6-7.

LESSON 18

New words

Hygiene razorblade cleanliness personal

Ways of keeping the body clean.

-by bathing daily

-by brushing teeth

-by combing hair

-cutting the hair short.

-by cutting nails short.

ACTIVITY

Practical lesson; children will bring items used for personal hygiene.

EXERCISE

1.How do we keep these body parts clean;

a.finger nails-

b.teeth-

c.hair

Write the items used to clean the teeth.

REF;mk integrated scibk 1 pg 5.

Mk junior literacy bkpg 36.

LESSON 19

New words

Sponge toothbrush razorblade toothpaste

Items used for keeping the body clean

Sponge water toothpaste

Toothbrush comb nail cutter

Ear buds soap basin

ACTIVITY

-children will observe and identify items used to clean the body.

EXERCISE

1. What do we call the general cleanliness of the body?
2. Draw these items used to clean our bodies.

Comb	toothbrush	razorblade

REF; MK Junior Literacy bk1 pg 37.

LESSON;20

New words

Germes diseases prevent remove

Importance of personal hygiene

-We practice personal hygiene to;

Prevent germes.

Prevent bad breath

Prevent bad body smell

Be healthy

Remove dirt

ACTIVITY

Oral reading about the importance of personal hygiene from MK junior literacy pg114.

EXERCISE

1. Why do people bathe daily?
2. Mention any one danger of poor personal hygiene.

REF; MKJunior Literacy bk1 pg37.

WEEK 6

LESSON ;21

New words

- | | |
|--------------|-----------|
| -tooth decay | diseases |
| -germs | ring worm |

Dangers of not practical personal hygiene

You get tooth decay

Bad body smell

You get skin diseases like; ring worms, scabies, athletes foot etc.

ACTIVITY

Observing pictures of people with poor personal hygiene from the text book

EXERCISE

1. identify any one skin disease which comes from poor personal hygiene.
2. Give two dangers of not keeping the mouth clean.

Fill in the missing letters

t—th dis-ases d-cay b-dy

REF;

LESSON;22

New words

Sanitation, place ,broom ,clean

Sanitation

What is sanitation?

Sanitation is the way of keeping a place clean.

Ways of keeping places clean

By sweeping

by scrubbing

By dusting

by mopping

By picking rubbish

by flushing the toilet

By spraying

by smoking latrines

By slashing compound

ACTIVITY

Practicle lesson children will practically carry out activities of keeping places clean.

EXERCISE

Draw and name any two activities done to keep our environment clean

----- is a way of keeping a place clean.

REF; MK Juniorliteracy bk 3 pg 42.

LESSON;23

New words

gloves ,dustbin ,toilet ,latrine

Things used to keep plces clean

water, soap slasher rake
mop/rag dustbin broom hoe
axe scrubbing waste paper basket

ACTIVITY

Sticking pictures of materials used for sanitation

Observing real items for sanitation

EXERCISE

1.How do we keep these places clean?

- | | |
|-----------|--------------|
| a. toilet | b. classroom |
| c.latrine | d.compoud |

2.Draw and name any two things used to clean toilets.

--	--

REF; MKjunior literacy pg 51

LESSON;24

New words

germs housefly faecal sanitation

Importance of good sanitation

- To keep away germs
- To control houseflies
- To make our environment look beautiful
- To prevent bad smell
- To control faecal diseases

To promote good health

ACTIVITY

Children will read the importance of good sanitation.

EXERCISE

1. Why is it good to keep the toilets clean?

REF; MKintegrated primary sci bk3 pg 43

LESSON;25

New words

rubbish disposal burning burying

Rubbish disposal

It is the proper way of putting rubbish where it should be.

How to dispose rubbish

- .By burying by putting it in rubbish pits
- .By putting it in dustbins .by burning

ACTIVITY

- .Children will practically wash their hands
- .Moving out to observe the rubbish pit.

EXERCISE

1. Mention any two ways of disposing rubbish.
2. Draw and name any four things used to dispose rubbish.

REF; Understanding Integrated Science book 1 page 78.

WEEK 7

LESSON 26

New words

malaria diarrhoea mumps trachoma

Common diseases

malaria	mumps	chickenpox	cancer
diarrhoea	influenza	scabies	diabetes
trachoma	ringworms	cholera	dysentery

ACTIVITY

Reading about common diseases from mk junior literacy pg 39

EXERCISE

Tick the curable diseases only.

AIDS, mumps, diabetes ,diarrhoea , malaria

REF; MK Junior Literacy bk 1 pg 39.

LESSON 27

New words

Cockroach mosquito housefly worms

How common diseases are spread

Malaria	Female anopheles mosquito
Flu	Air/dust
Trachoma	housefly
Diarrhea	Coackroach/housefly
Dysentery	Housefly,coackroach
Typhoid	Unboiled water

Other things that spread diseases

- sharing sharp objects
- sharing things for personal hygiene
- dust
- poor rubbish disposal
- failure to use toilets /latrines well.
- eating dirty food

ACTIVITY

Children will read the things that spread diseases from Mk junior literacy bk1 pg39

EXERCISE

- 1.what spreads malaria?
- 2.How is diarrhea spread?

REF; MKliteracyjJuniorbk 1 pg 39

LESSON 28

New words

diarrhoea malaria dysentery treated mosquito

Prevention of common diseases

Disease	prevention
Malaria	Sleeping under a treated mosquito net
AIDS	Not sharing sharp objects
Diarrhoea	Eating clean food
Dysentery	Drinking boiled water

Other ways of preventing common diseases

- by cleaning bushes around our homes
- by using the toilets well
- by covering our food
- by washing hands before eating food
- by keeping our homes clean

ACTIVITY

Children will read the prevention from mk junior literacy bk 1 pg 40-41.

EXERCISE

Mention the ways of preventing these diseases;

- a. AIDS-
- b. Dysentery-
- c. Malaria-

REF; MKliteracy junior bk1 pg 40 -41.

LESSON 29

New words

Immunization measles polio tetanus

Childhood Diseases[immunization]

Immunisation is the giving of a vaccine to a person to prevent certain diseases.

Immunisable diseases

polio whooping cough

measles tuberculosis[TB]

diphtheria tetanus

ACTIVITY

Observing pictures of people suffering from immunization

Sticking pictures of people suffering from immunisable diseases

EXERCISE

Name these immunisable diseases

REF ; MKJunior Literacy bk 1 pg42.

LESSON 30

New words

typhoid rabies polio measles

Other immunisable diseases

rabies yellow fever

typhoid hepatitis B

haemophilus influenza b

Importance of immunization

It promotes infant good health

It controls childhood diseases

ACTIVITY

Oral reading and observing pictures of immunisable diseases.

EXERCISE

Why do parents immunize their children?

REF;Mk Junior Literacy bk 1 pg 42.

END