

## P.1.CRE NOTES TERM ONE.

THEME: DISCOVERING GOD'S GIFT TO ME.

Sub theme: I am part of God's creation.

### WEEK2 Lesson1

1. Who I am?

My name is ..... (Children introduce themselves)

2. Meaning of names i.e.

Emmanuel means God is with us

Peter \_\_\_\_\_ rock.

Grace \_\_\_\_\_ peace.

Mugisha \_\_\_\_\_ luck.

Mukisa \_\_\_\_\_ luck.

Ayebale-----thank you God

Ankunda \_\_\_\_\_ God loves me

Ssanyu-----Joy


Kwagala-----Love

Kirabo \_\_\_\_\_ gift

Irene \_\_\_\_\_ peace

## GOD'S CREATION

Coloring Page



**The Creation**

*God saw every thing that he had made, and, behold, it was very good (Genesis 1:31).*

### Lesson2.

#### 3. God knows each of us.

God is our creator.

God knows each of us before we are born [Psalms139:13-15]

Question: What is the importance of having a name?

How did you get your name?

Psalms chapter 139 (NB.some lines for reading).

Ref. Pentagram book 1 page 182.

WEEK 3

Lesson 3

Our bodies:

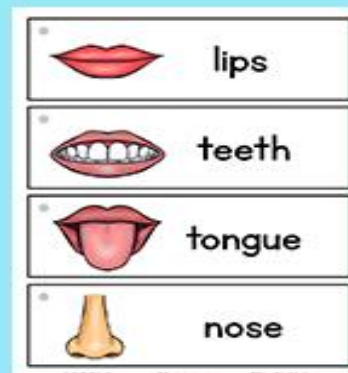
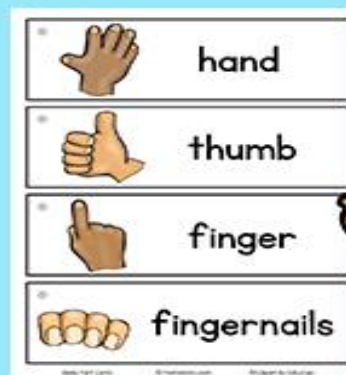
The parts of the body

Eyes, nose, ears, mouth, legs, hands, feet, etc.

God gave me all the parts of the body.

Thank you, God, for giving me all my body parts.

# Parts of the Body Word Cards



# All of Me

by Jessica McDonald

My hands are for clapping 

My arms can hug tight 

My fingers can snap 

Or can turn out the light 

My legs are for jumping 

My eyes help me see 

This is my body,

And I love all of me!

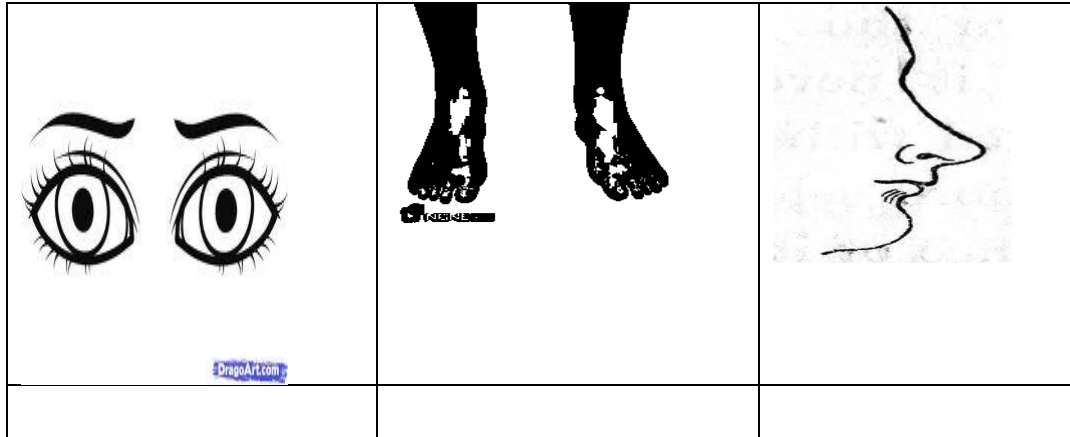


Created by Play Learn Love  
Clipart from mycutegraphics.com



## Lesson 4

3.Drawing and naming the body parts separately e.g eyes, nose legs etc.



**My Body** My name is \_\_\_\_\_

How many \_\_\_\_\_ do you have?

I have	<input type="checkbox"/>	
I have	<input type="checkbox"/>	
I have	<input type="checkbox"/>	
I have	<input type="checkbox"/>	
I have	<input type="checkbox"/>	
I have	<input type="checkbox"/>	
I have	<input type="checkbox"/>	
I have	<input type="checkbox"/>	
I have	<input type="checkbox"/>	
I have	<input type="checkbox"/>	

1 2 3 4 5 6 7 8 9 10

Let's take a picture together Bonne idée! Prenons une photo ensemble.

Sur les lignes, écris le nom des parties du corps en anglais.  
Write the parts of the body in French on the lines.

7

Ref. Pentagonam book1 page 4.

Standard 1.CRE, page 1

## WEEK 4

## Lesson5

Uses of our body parts.

- Legs are used for walking and playing football
- Hands are used for writing
- Mouth is used for eating and speaking
- Nose is used for breathing and smelling

- Ears are used for hearing
- Eyes are used for seeing
- Teeth are used for biting and chewing food
- Tongue is used for tasting
- Skin is used for feeling

Ref: Standard 1 CRE pg 1

Ref. pentagram book

Genesis 1:26-30

## Lesson 6

### How to keep my body parts clean?

- Bathing our body daily.
- Brushing our teeth.
- Combing our hair.
- Cutting our nails short.
- Cutting our hair short.
- Clean my nose.

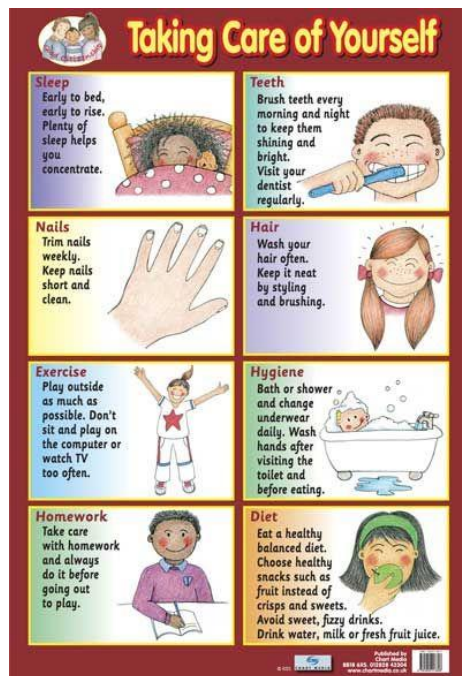
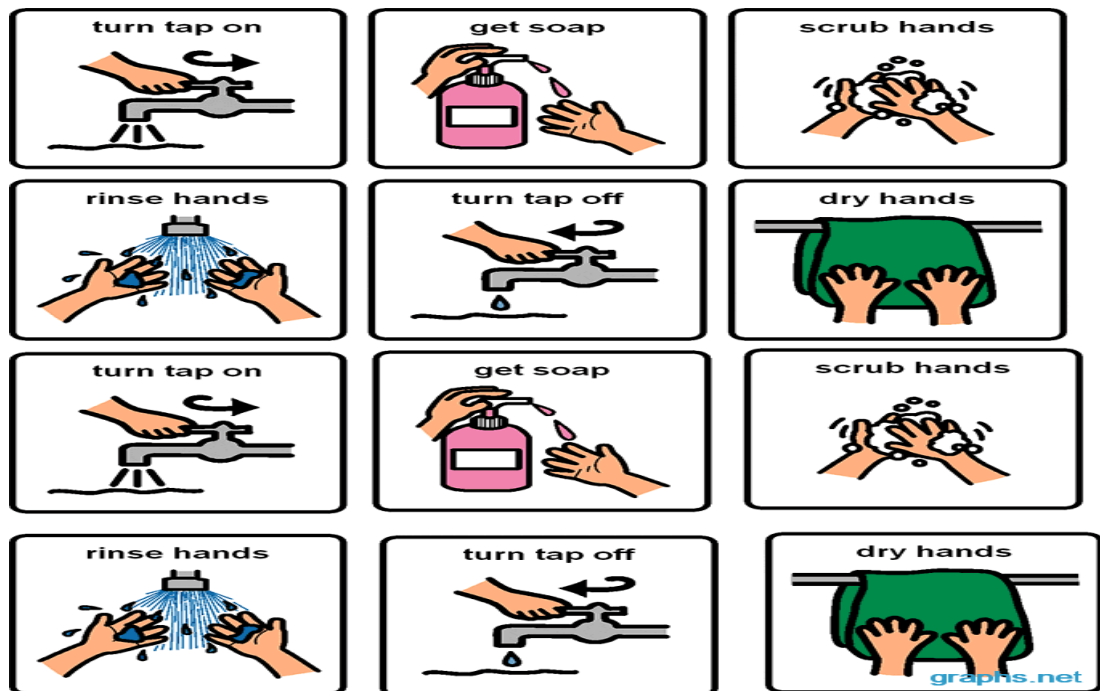
## Week5

### Lesson7

#### Importance of keeping my body parts clean.

- To be healthy (avoid diseases).
- To look smart.
- To prevent tooth decay.
- To prevent bad body smell.

**NB.** When we keep our body parts clean, we make God happy.





## Lesson 8

### Senses and sense organs

## Week6

## Lesson9

### Importance of personal hygiene

- To prevent skin diseases
- To look smart
- To prevent bad body smell

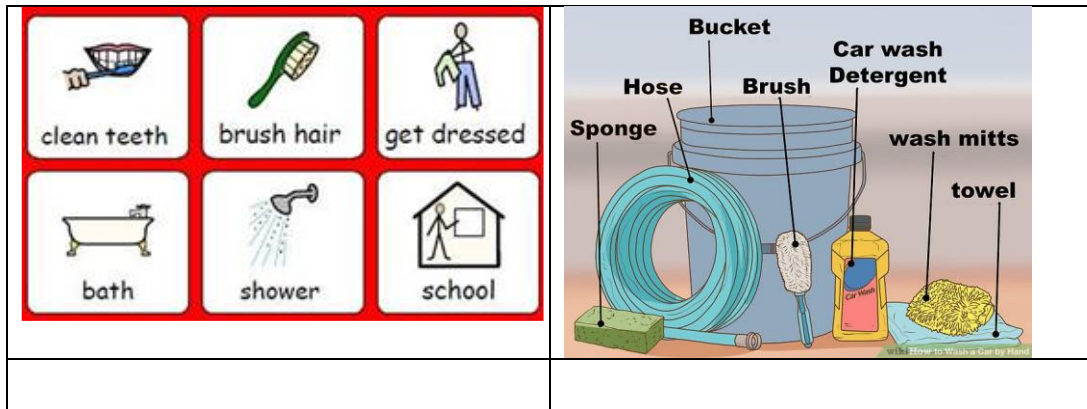
[Psalms 8:1-7]

### Things used in personal hygiene

- Sponge
- Soap
- Tooth brush
- Tooth paste



- Water
- Basin
- Comb
- Towel
- Razor blade



Activity: Draw any four things used in personal hygiene


## WEEK7

Theme: Discovering God's gift to me

Sub theme: People found at school.

### Lesson 10

Naming people found at school.

Teachers, pupil's/children cleaners, cooks, nurses, bursar, secretaries, guards, parents, etc.

2. Importance/uses of these people at school.

- Teachers --teach children.
- Cooks \_ cook and serve food.
- Nurses \_ treat school children.
- Cleaners \_ clean the school.
- Bursar \_collect school money.
- Secretaries \_ type letters and exams.
- Guards \_ provide/give security for the school.
- Friends \_ play and share with us.

Ref. pentagram book 1 page 15 and 16

Ruth 1:1-12

**Psalms 43:1**

**WEEK7**

**Lesson11**

**How I can help other people.**

- I fetch water for our neighbours.
- I take care for the sick.
- I wash the plates and cups.
- I help my friend with a pencil.
- **Activity:** Draw your self-helping someone
- I help my mother to carry a baby.
- I help daddy to wash the car.
- I help my parents to sweep the house.

**WEEK 8**

**Lesson12**

**People found at home and those who visit us.**

**The gift of people at home.**

Mother, father, brother, sister, uncle, aunt, nephew,  
grandmother, grandfather, niece.

I thank God for the gift of my parents, sisters and brothers, and  
other relatives.

**Activity:** Draw yourself with any two people at home.



How the people at home help us.

Parents:

Father:

- Heads the family
- He buys food
- He pays school fees

Mother

- Cooks food
- Cares for the young ones
- Grows crops

Children

- wash clothes
- sweep the compound
- fetch water

Ref: Pentagram Book 1 pg14-15

Question

As a child, what is your role at home?

**WEEK 8**

## Lesson 14

### Ways of respecting people.

- Greeting people.
- Listening to elders
- Using polite language e.g. sorry, thank you, excuse me, please etc.
- Not using abusive language.
- Going to school daily.

**N.B Discuss orally why parents/guardians need to be respected**  
**Ref. Monitor SST book 1 page 15.**

## WEEK 9

### Lesson15

#### Creation

#### Things created by God

- Plants
- Animals
- Stars
- Moon
- People
- Land
- etc.

**God created all things in six days and rested on the seventh day.**

- On the first day, God created light
- On the second day, God created the sky.
- On the third day, God created the earth, the sea, and the plants.
- On the fourth day, God created the sun, the moon, and the stars.
- On the fifth day, God created all the creatures which live in water and the birds.



- On the sixth day, God created all the animals on land domestic and wild then human beings to rule over all this

Ref. CRE standard 1 page 4\_5.

Pentagram book two page 18\_19.

Pentagram book two page 22\_31

**Activity:** Draw and name any two things created by God on different days.


## Lesson16

Uses of God's creation.

uses of animals:

- Some give us food, security, company, and transport.
- For study purposes/ we study about them.

N.B We have to care for God's creation.

**Activity:** Draw and name any three animals that are useful people

--	--	--


**How do we care for domestic animals?**

- By feeding them
- By treating the sic ones
- By loving them

**Ref. Pentagonam book 1 page 23-\_26.**

## **Lesson 17**

### **Uses of plants**

#### **Plants:**

- Some plants give us food.
- Some plants give us fire wood and charcoal.
- Flowers are used for decoration.
- Some plants give us shade.
- We get building materials like timber, poles, sticks, etc from plants.
- We get local medicine from plants.
- We get timber for furniture from some plants

### **Activity**

**Draw and name any two plants which give us food**

--	--


### How do we care for the plants?

- By watering them by weeding
- By thinning by
- By mulching
- By

Ref. Pentagonagram book one page 22-23.

### Lesson18

#### Other useful things created by God.

- Sun, moon and stars

#### Importance of these things created by God

- The sun gives us light and warmth.
- The moon and stars give us light at night

#### 2. Water

##### Uses of water

- For domestic use like cooking, washing, drinking, etc.
- Some animals live in water like fish, frogs, crocodiles, etc.
- Plants and animals need water for growth.

**Activity:** Draw and name three things which God created for light.

-----

Ref: CRE Book 1 page 4

God's creation makes our lives happy and healthy

**GOD'S CREATION PLANS.**



## C.R.E LESSON NOTES [PRIMARY) ONE TERM.1

THEME: Discovering God's gift to me

Week2

Lesson one

### GOD'S CREATION

Things that God created are; soil, lakes and rivers, land, the sun, the moon, the stars, clouds, water, fresh air, people, animals and plants.

Activity

Draw and colour these things created by God

plants	animals	People	stars	moon

Reference: Standard CRE pg 4, 5, 6

Lesson2



- How do we care for God's creation?
- Feeding animals
- Watering plants
- Feeding babies
- Weeding crops
- Treating sick animals

### Activity:

1. Practical lesson about watering plants.

Children demonstrating feeding themselves

Mention four ways of mistreating God's creation.

- beating animals
- beating people
- cutting down trees
- starving children

## WEEK3


### Lesson 3

#### Uses of God's creation

God created the earth on which we live




God created the sun which gives us light



God created the moon which gives light



The stars which shine above



Lakes and rivers as a home of some animals like fish, snakes,

frogs, etc



Activity:

- a. Draw and colour any four God's creation
- b. How useful are the stars, moon and the sun?

#### Lesson4

##### Uses of God's creation

##### Plants

- God made plants which give us;
- food
- shade
- timber, sticks, poles, etc.
- herbs [local medicine]
- charcoal and firewood
- flowers for decoration
- furniture
- Etc.

##### Activity

Draw, name and colour any three things got from plants


## WEEK4

### Lesson 5

#### Animals

- some animals give people company
- some animals are eaten by man
- some animals are kept as pets
- some animals are sold man earns a living
- some birds give us eggs
- some insects are eaten e.g. grasshoppers, white ants etc.

#### Activity

1. Draw and name any two animals kept at home


2. Which animals give us milk?

3. Why do we keep dogs at home?

### Lesson 6

#### Uses of soil as God's creation

- For farming
- For pottery
- For making bricks
- For building
- Homes for some animals

#### Birds

- Some birds are eaten
- Some birds give us eggs



- We get feathers for decoration from birds
- We keep some birds as pets e.g. parrots

### Activity:

Draw and name any two birds that give us eggs

WEEK 5

## Lesson 7

### Water

- We use water for;
- cooking
- drinking
- washing
- watering plants
- Etc.

### Air

- We breathe in air called oxygen
- Air supports burning
- Air is used to fly kites
- Air helps sailors to sail boats
- Air helps to winnow seeds
- Seeds need air [Oxygen] to germinate]

### Activity

Draw and name any three uses of air


### People

God created people to look after all other creations.

## Lesson 8

God's family and our brother Jesus the son of God  
Jesus' home and childhood

### The birth of Jesus

- Jesus was born in a manger.
- His mother was Mary.
- Joseph was his earthly father.
- He was born in Bethlehem and he grew up in Nazareth.
- He was taken to Egypt because King Herod wanted to kill him.

### Activity:

Draw Jesus in a manger.

Ref. Luke 2:39-40, 51-52.

Ref. Standard 1 C.R.E pg8

## WEEK6

### Lesson 9

Ways that children can express respect and obedience to elders

- By helping them when they are sick
- Going to bed when they tell us
- By working hard at school
- Not being naughty

Draw yourself helping your elder.


## Lesson 10

Accepting Jesus' call and following him


Jesus' followers [disciples]

- Simon Peter
- Bartholomew
- Andrew
- Luke
- Thomas
- Mathew
- Judas Iscariot
- Phillip
- James
- John
- Nathaniel
- Mark

### Activity:

1. Why did the above people follow Jesus?
2. How many disciples did Jesus have?
3. Who betrayed Jesus?

The Disciples of Jesus.



## WEEK7

### Lesson 11

How we can follow Jesus' example of doing good work and prayer

- helping the sick
- feeding the needy
- praying for others
- forgiving
- helping others in danger
- sharing with others
- caring for others

#### Activity:

Draw yourself caring for someone.




## Lesson 12

### Jesus' miracles

- He changed water into wine
- He rose the dead e.g. Lazarus
- He healed the sick
- He fed 5000 people with 5 loaves of bread and 2 fish
- He walked on water
- He made the blind to see

### Jesus's Miracles.



### Activity:

Draw and name one miracle performed by Jesus

<div></div>

## Summary of The Great Miracles Performed By Jesus.

Jesus Walks on Water Mt 14:22-33; Mk 6:45-51; Jn 6:15-21  
Healing of a Deaf Man in the Region of the Decapolis Mk 7:31-37  
Healing of the Multitude on a Mountain Mt 15:29-31  
Jesus Feeds 4,000 People with 7 Loaves of Bread and a Few Fish Mt 15:32-39; Mk 8:1-10  
Healing of the Blind Man of Bethsaida Mk 8:22-26  
Healing of an Epileptic Boy Mt 17:14-21; Mk 9:14-29; Lk 9:37-42  
The Miracle of the Coin in the Fish's Mouth Mt 17:24-27  
Healing in the Temple of the Man Born Blind Jn 9:1-41  
Jesus Heals the Blind and Mute Demoniac Man Mt 12:22-24; Lk 11:14-15  
Healing of the Stopped Woman Lk 13:10-17  
Healing of the Man with Dropsy Lk 14:1-16  
Raising of Lazarus from the Dead Jn 11:1-45  
Jesus Heals Ten Lepers Lk 17:11-19  
Healing of the Multitude in Judea Mt 19:1-2  
Healing of the Blind Bartimaeus (or: of the Two Blind Men) Mt 20:29-34; Mk 10:46-52; Lk 18:35-43  
Healing of the Blind and the Lame in the Temple, in Jerusalem Mt 21:14  
Healing of the Ear of Malchus, the High Priest's Servant Lk 22:47-53; Jn 18:10-11  
Jesus Curses and Withers the Fig Tree Mt 21:18-22; Mk 11:12-14  
Jesus Rises from the Dead in the Resurrection Mt 28:1-10; Mk 16:1-20; Lk 24:1-53; Jn 20:1-31  
The Miraculous Catch of Fish after the Resurrection Jn 21:1-14  
The Ascension of Jesus into Heaven Mk 16:19; Lk 24:51; Jn 20:17; + see also Acts 1:9

## WEEK 8

### Lesson 13

Jesus' teaching and serving others

He washed the feet of His disciples [He encouraged them to love one another]

- He shared with people
- He served all people
- He served the young and old people
- He taught people

#### Activity:

- How can we serve others like Jesus?
- Looking after babies
- Helping our parents
- Helping the sick
- Comforting our friends when they are sad
- Sharing with others
- Cleaning the class

### Lesson 14

#### Unity and co-operation through work

Why is it good to work together?

- It promotes unity
- People learn to share
- people learn to accept one another
- People develop skills
- It simplifies work [makes work easy]
- It creates friendship
- People learn from one another

#### Activity

Draw your self-doing useful work


## WEEK 9

### Lesson15

- Mention any useful work you do at home and school
- washing utensils
- mopping the house
- sweeping the compound
- washing clothes
- sweeping the classroom
- dusting tables
- picking rubbish
- fetching water for the needy

NB: Useful work unites people and pleases God

### Lesson16

#### PRAYER

What do we understand by the term prayer?

Prayer is the way of communicating/talking to God.

#### Activity

Reciting the Lord's Prayer.

Saying a prayer of thanks.

Ref: Luke 11:1-4

## WEEK 10

### Lesson 17

- When do we need different types of prayer?
- When we are sick
- When we have lost our dear ones
- When we are on journeys
- When we get good things
- When we do bad things
- When we are praising God

#### Activity

Recite a prayer for the sick.

How do we pray to God?

We pray to God through;

- Singing
- Reciting the Bible
- Listening to the word of God

## Lesson18

### GOD'S FAMILY

The church is God's family for the Christians.


Members in God's family

- Christians
- Children
- Reverends
- Priests
- Church choir members
- Parents

Ways members can show love and concern for each other

- Caring for one another
- Giving comfort to the needy
- Sharing with others
- Caring for the sick

Draw yourself showing love and concern to a friend.



WEEK11

## **Lesson 19&20**

### **SYMBOLS AND SIGNS OF GOD'S FAMILY**

#### **Baptism**

##### **What is Baptism?**

- Baptism is the way we enter into God's family.

##### **Why are people baptized?**

- Baptism is a symbol of membership in God's family.
- Baptism removes the original sin.

##### **Who baptized Jesus?**

- John the Baptist baptized Jesus.

#### **THINGS USED DURING BAPTISM**

- Water
- Oil
- White cloth
- Light or candle

## THINGS USED IN BAPTISM


Water



Oil



Cross



White Garment



Candle





Daniel and the  
Lion's Den



Jesus' Birth



Jesus Calls the 12  
Disciples



Wise and Foolish  
Builders



Jesus Heals the  
Little Girl



Jesus Calms the  
Storm



Prodigal Son



Zacchaeus



Good Samaritan



Feeding the 5000



Jesus and the  
Little Children



Jesus Rides a  
Donkey



## Activity

Demonstrate baptism using water.


## The cross

- It is a sign of God's love to people.
- Jesus died on the cross to save us from sins.

Luke 23:44-45

Mathew 27:45-56

## Lesson. 1.

### 1. Fire and light.

Sources of light are:

- The sun
- The moon
- The stars
- Fire flies
- Glow worms
- Fire

## 2. Light enables us to see.

Light kills germs.

Light is needed by plants to grow w

## Lesson 2.

### Water.

#### 1. Sources of water are:

- rain
- lakes
- rivers
- wells
- springs

#### 2. Water is use for:

- Drinking
- Washing
- Cooking
- Building ell

## Lesson 3

### Animals

Animals are in two groups

- a. Domestic animals
  - b. Wild animals
- Domestic animals are the animals kept in people's homes. These are cows, dogs, cats, sheep, goats etc.
  - Wild animals are the animals found in the bush or forest.

- These are monkeys, lions, elephants, snakes, etc.
- Insects

### Uses of animals

- Some birds give us eggs and meat.
- Some birds can be sold to get money.
- Some birds give us feathers.
- Birds can be used for study purposes.

### Uses of insects

- Some insects are eaten as food. E.g. white ants, grasshoppers.
- Insects can be used for study purposes.

## Lesson IV

### Soil

#### Types of soil

- Clay
- Loam
- Sand

#### Uses of soil.

- Loam soil can be used for growing crops and brick making.
- Sand soil is used for building.
- Clay soil is used for modeling and brick making.

## Lesson VII

### Plants

#### Types of plants.

- Food plants.
- Flower plants.
- Trees.

#### Uses of plants.

- Some plants give us food. E.g. maize plant, banana plants. E.t.c.
- Some plants give us firewood and charcoal.

	<ul style="list-style-type: none"> <li>- Some plants are used as medicine e.g. mango leaves, bbombo e.t.c.</li> <li>- Some plants give shade.</li> <li>- Some plants give us flowers.</li> </ul>
	<p><b>Lesson VIII</b></p> <p><b><u>Fish</u></b></p> <ul style="list-style-type: none"> <li>- Fish is found in lakes, rivers, oceans.</li> <li>- Fish is also eaten as food.</li> </ul> <p><b><u>Air</u></b></p> <p><b><u>Types of air.</u></b></p> <ul style="list-style-type: none"> <li>- Oxhyen, Carbondioxide.</li> </ul> <p><b><u>Uses of air.</u></b></p> <ul style="list-style-type: none"> <li>- Air can be used for breathing. I.e. oxygen.</li> <li>- Air can be used to make fire.</li> <li>- Air is needed by plants to grow.</li> <li>- Air flies planes.</li> </ul>
	<p><b>Lesson 10.</b></p> <p><b><u>Caring for God's creation.</u></b></p> <ul style="list-style-type: none"> <li>- God wants us to care for his creations.</li> <li>- We care for plants by watering and weeding the plants.</li> <li>- We care for animals by giving them food and protection.</li> <li>- We care for water sources by putting a fence around it.</li> </ul>
	<p><b>Lesson 10.</b></p> <p><b><u>Caring for God's creation.</u></b></p> <ul style="list-style-type: none"> <li>- God wants us to care for his creations.</li> <li>- We care for plants by watering and weeding the plants.</li> <li>- We care for animals by giving them food and protection.</li> <li>- We care for water sources by putting a fence around it.</li> </ul>
	<p><b>WEEK 4-6</b></p> <p><b>THEME:</b> God's family and Jesus our brother the son of God.</p>

	<p><b>Lesson ii</b> Jesus' home and child. Luke 2:39-40, 51, 52.</p> <p><b>Lesson 12:</b> <u>Ways how children can express respect and obedience to elders.</u></p> <ul style="list-style-type: none"> <li>- Kneeling down when greeting.</li> <li>- Responding well</li> <li>- Helping elders.</li> </ul>
	<p><b>Lesson 13:</b> accepting Jesus call and following him Jesus called us to fall in what ever we do.</p>
	<p><b>Lesson 16:</b> How we can follow Jesus example of prayer.</p> <ul style="list-style-type: none"> <li>- Prayer for the sick.</li> <li>- Feeding the needy.</li> <li>- Comforting the sick</li> <li>- Visiting friends</li> <li>- Helping one in need.</li> </ul> <p><b>Lesson 17:</b> Jesus teaching and serving others. John 13:34-35, Luke 10:1-2, john 13: 1-20, Mathew 6:2-4.</p> <p><b>Lesson 18:</b> How we can serve others as Jesus did. Luke 19: 12 – 24, Eph 6:5-8, 1 cor 12:44-20</p> <ul style="list-style-type: none"> <li>- Helping someone in need.</li> <li>- Being obedient to the elders.</li> <li>- Helping the sick</li> <li>- Praying for the sick</li> </ul> <p><b>Lesson 19:</b> Talking about the taught importance of doing good work.</p> <ul style="list-style-type: none"> <li>- When we do good work to others we can get.</li> <li>- Blessing from God.</li> <li>- Thanks</li> <li>- Friendship.</li> </ul> <p><b>Lesson 20:</b> What we understand by prayer.</p> <ul style="list-style-type: none"> <li>- Prayer is a way people communicate with God.</li> </ul> <p>Situations when we need prayer.</p> <ul style="list-style-type: none"> <li>- When sick</li> </ul>

- When going for exams
- When lost our dear ones

Importance of prayer.

- Prayer is one way we can request for what we want from God.
- Prayer comforts.
- Through prayer problems can go away.

## **WEEK 10-12**

**THEME:** God's family.

**Lesson 21:** - we all belong to one family of God which is the church.

- The church is a group of Christian believers.
- In God's family we live as one, john 17:20-22, mark 10:13-16, 1 cor: 12:12-20.

**Lesson 22:** Aspects like care, hospitality and respect Luke 5:17-25.

- Jesus wants us to show care and hospitality to the sick.

**Lesson 23:** Baptism as a symbol of membership of God's family.

- We enter God's family after baptism
- We are baptized in the name of the father, son and the holy spirit.
- We are baptized using water.
- Baptism help us to become members of God's family.

**Lesson 24:** The cross is a symbol of God's love.

- God showed us love by allowing his only begotten son Jesus Christ to die for our sins. Mathew 28:19-20, psalms 119-105

**Lesson 25:** God's word from the bible.

- The day of worship. Gen. 2:1-3
- God wants us to worship him and thank him for the creations.



### TERM 3

THEME; Discovering God's gift to me.

SUBTHEME; God's family with Jesus our friend

How Jesus expressed friendship among people e.g. the sick  
the young and old

- He healed the sick.
- He blessed the little children.
- He fed the hungry.
- He calmed the storm.
- He called Zacchaeus from the Sycamore tree for he was a sinner and Jesus came to save people.

Draw and name any thing that Jesus did to express friendship



Lesson2

Doing what is right at all times

Jesus encourages us to do what is right at all times i.e. speaking the truth, helping others etc.

- Jesus' resurrection means to his friends that there is life after death.
- Jesus appeared to his disciples after resurrection.
- Jesus died on the cross for our sins therefore across is the symbol of God's love.

### Lesson3

[Sing a song of praise 'where ever he went']

**Draw a cross.**



### Lesson4

**God's family and our concern for sharing**

**How people in the Bible had their needs met**

- Though praying God could give His people what to eat.
- Through following God's instructions.
- Through hard work.
- Sharing according to what each needed.
- Through working together.

**Form a special prayer asking for what we may need.**

**The needs of people**

- Food
- Clothing
- Education
- Water
- Love
- Medical care
- Money
- Etc.

## Lesson5

Jesus showed concern for different groups of people when;

- He fed the hungry
- He calmed the storm
- He raised the dead [Lazarus]
- He healed the sick
- He died on the cross for our sins.

## Lesson6

How can we show concern for others?

- By helping the needy
- By sharing
- By visiting the sick
- By praying for them

Oral discussion about how one can show concern for others

Relationship in the home

### Family members

- father
- uncle
- mother
- aunt
- children
- other relatives

Roles of family members

### Father

- buys food for the family
- pays school fees
- work on the farm

### Mother

- care for children

	<p><b><u>Children</u></b></p> <ul style="list-style-type: none"> <li>• help to wash clothes</li> <li>• help in the garden</li> <li>• help in caring for young ones</li> <li>• help in collecting firewood</li> </ul>
	<p><b>Lesson 8</b></p> <p><b><u>Ways of making our thoughts, feelings and ideas known honestly to others.</u></b></p> <ul style="list-style-type: none"> <li>• Show respect to others</li> <li>• Love one another</li> <li>• Help those in need</li> <li>• Be patient</li> <li>• Encourage others to work hard</li> <li>• Be thankful for the good service</li> <li>• Be at peace with others</li> </ul> <p><b>Draw yourself helping someone in need</b></p>
	<p><b>Lesson 9</b></p> <p><b><u>When do we need to ask for forgiveness?</u></b></p> <p>When you do something bad i.e.</p> <ul style="list-style-type: none"> <li>• Beat a friend</li> <li>• Fight</li> <li>• Steal</li> <li>• Step on some body etc.</li> </ul>
	<p><b>Lesson 10</b></p> <p><b><u>How forgiveness leads to acceptance and trust.</u></b></p> <ul style="list-style-type: none"> <li>• It makes one free in mind</li> <li>• It brings back the lost self-esteem.</li> <li>• It promotes friendship.</li> </ul> <p><b>N.B</b> Let pupils practice asking for forgiveness.</p>
	<p><b>Lesson11</b></p> <p><b>God's gifts</b></p>

### Parts of the body as gifts from God

- Eyes, ears, hands, nose, mouth, etc.

### Uses of the different parts of the body


- i) Eyes-seeing
- ii) Hands-touching {Don't forget to paste the pictures of each part you talk about}
- iii) Ears-hearing
- iv) Nose-smelling
- v) Legs-walking
- vi) Mouth-speaking

### Lesson 12

#### Gifts of people at home

- i) Mother
- ii) Father {Give the **roles / duties** of each person you have talked about in a home}
- iii) Brothers
- iv) Sisters
- v) Aunt
- vi) Uncle
- vii) Grand parents
- viii) Maids
- Etc.

**Draw and name any two gifts of people at home**



### Lesson 13

### Gifts of people at school

- i) Teachers
- ii) Cooks {Give the **roles / duties** of each person you have talked about in a school}
- iii) Cleaners
- iv) Nurses
- v) Guards

Draw and name any two gifts of people at school


### Lesson 14

Gifts of other creations

Plants,

animals, birds, insects, lakes, rivers, mountains, swamps, hills, etc.

### Uses of God's creation

- some plants are eaten
- some plants give us shade and timber
- we get bags, belts, shoes from animal skins

- birds give us eggs
- some insects are eaten e.g. ants
- Lakes and rivers give us water, papyrus, etc.

## Lesson15

### How we care for the baby at home.

- Feeding it
- Bathing it
- Carrying it
- Playing with it
- washing for it
- protecting it from danger

Draw yourself caring for a baby


## Lesson16

### The story of Jesus' birth (Luke 1&2)

Read the two chapters quoted above first before the story telling.

Vocabulary: (manger, Bethlehem, Joseph, Nazareth, King Herod, Mary, Angel Gabriel)

Narrate the story of Jesus' birth

## Lesson17

Draw Jesus while in the manger

## Lesson18

### Thing we do preparing for Christmas

- We buy clothes



- We clean our home
- We buy things for eating
- We send Christmas cards to our friends
- we send Christmas gifts to our friends, relatives and others
- We prepare to travel

**Lesson19.**

**Draw and name any Christmas gifts that people exchange.**

**Lesson20**

**Make a Christmas gift.**